

Shooters Handbook

ALABAMA STATE
COMPETITION

Side Match Edition



June 20, 2014
Woodville, Alabama





2014 Alabama Rimfire Challenge Side Match

Title: Hayden's Stage

Rules: NSSF Rimfire Challenge Rulebook, latest edition
with CCR Addendum

Course Designer: Hayden Blackwell

Start Positions: Firearm loaded, held at low ready, pointing at cone/spot.

Scoring Method: Time + penalties
11 max in string
No Reloads
Combine best rifle and best
pistol string for stage score

Targets: 5 Steel

Min Rounds: 18 for pistol and 18 for rifle

Strings: 2, best 1 for score

Penalties: 2 seconds per miss
30 max per string

Stage procedure:

Start Signal: Audible tone from timer

Stop Signal: Last shot fired

Standing in Rifle box fire two strings in the following order:

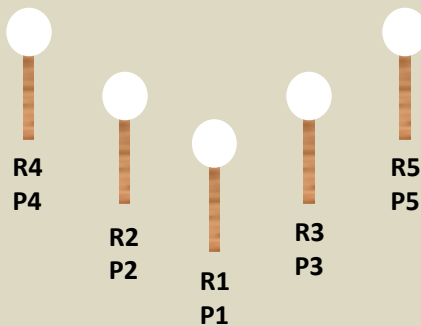
R1, R2, R1, R3, R1, R4, R1, R5, R1

Clear rifle and show clear to the Range Officer

Move to Pistol box, fire two strings in the following order:

P1, P2, P1, P3, P1, P4, P1, P5, P1

Clear pistol, show clear to the Range Officer



Pistol 10 Yards to P1

Rifle 15 Yards to R1

Rules: NSSF Rimfire Challenge Rulebook, latest edition
 with CCR Addendum

Course Designer: Gary Franks

Start Positions: Firearm loaded, held at low ready, pointing at cone/spot.

Scoring Method: Time + penalties
 11 max in string
 No Reloads

Targets: 5 Steel

Min Rounds: 10 for Pistol

Strings: 2, best 1 for score

Penalties: 2 seconds per miss
 30 seconds max per string

Stage procedure:

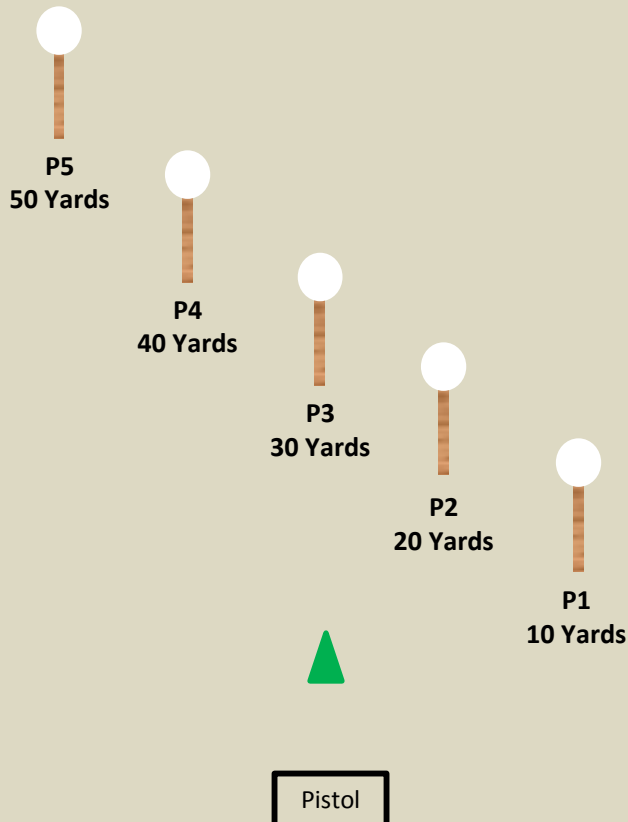
Start Signal: Audible tone from timer

Stop Signal: Last shot fired

Standing in Shoot box fire two strings in the following order:

P1 (10 yards)
 P2 (20 yards)
 P3 (30 yards)
 P4 (40 yards)
 P5 (50 yards)

Clear pistol, show Clear to the Range Officer



Rules: NSSF Rimfire Challenge Rulebook, latest edition
with CCR Addendum

Course Designer: Gary Franks

Start Positions: Rifle loaded, held at low ready, pointing at cone/spot. Shooter may use table provided; however, no sandbags, bipods, or mechanical rests may be used.

Scoring Method: Time + penalties
11 max in string
No Reloads

Targets: 5 Steel

Min Rounds: 10 for Rifle

Strings: 2, best 1 for score

Penalties: 2 seconds per miss
30 seconds max per string

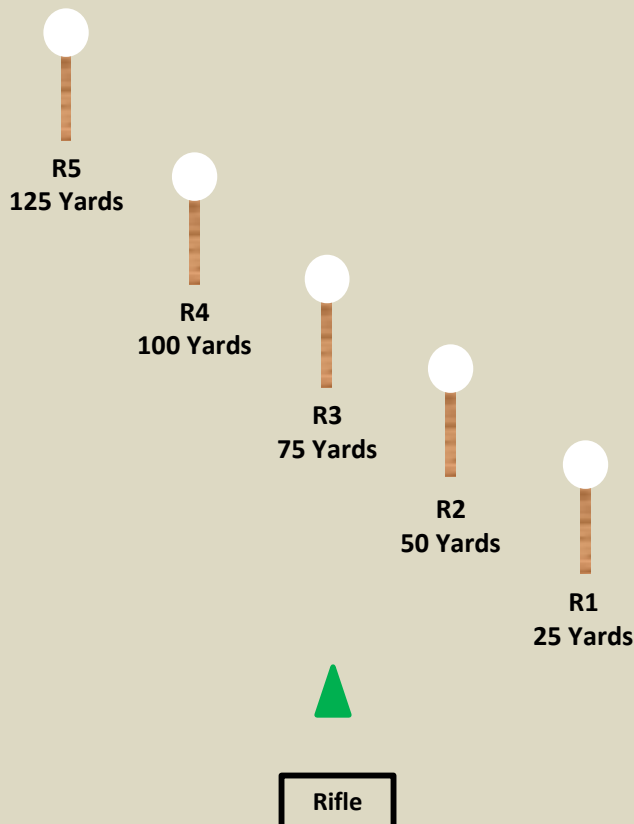
Stage procedure:

Start Signal: Audible tone from timer

Stop Signal: Last shot fired

Using table or any unsupported position, fire two strings in the following order:
R1 (25 yards)
R2 (50 yards)
R3 (75 yards)
R4 (100 yards)
R5 (125 yards)

Clear Rifle



Rules: NSSF Rimfire Challenge Rulebook, latest edition
with CCR Addendum

Course Designer: Gary Franks

Start Positions: Standing in the shoot box, with rifle or pistol loaded, held at the Low Ready position, pointing at the cone

Scoring Method: Time + penalties
11 max in string
No Reloads

Targets: 6 Steel

Min Rounds: 12 for Rifle, 12 for Pistol

Strings: 4, best 2 for score

Penalties: 2 seconds per miss
30 seconds max per string

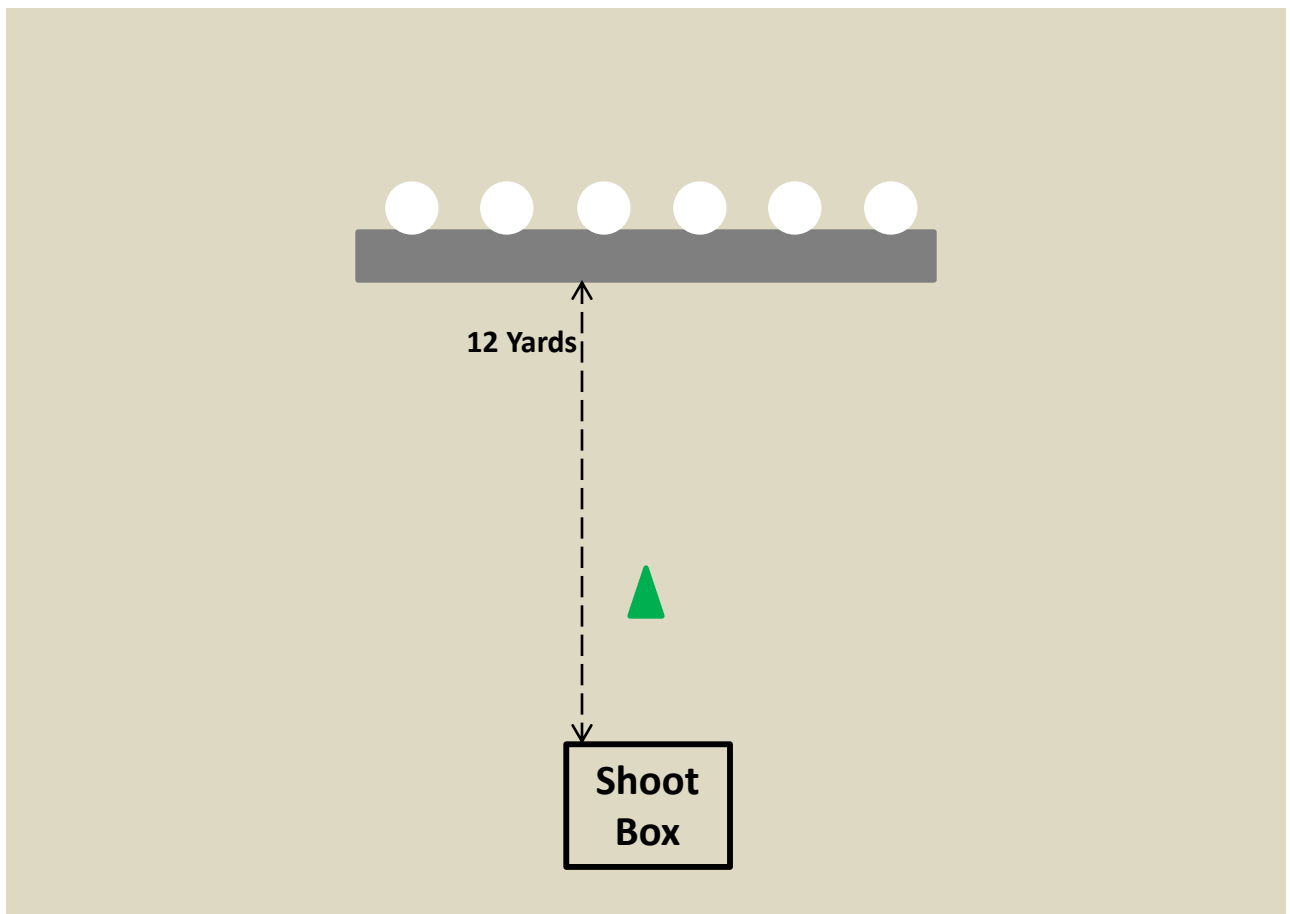
Stage procedure:

Start Signal: Audible tone from timer

Stop Signal: Last shot fired

Upon Start signal, shooter will engage all plates on the plate rack. Two strings will be fired, best string will count for score. Hits will be scored by impacts on the targets, plates are not required to fall

Upon completion, clear firearms





2014 Alabama Rimfire Challenge Side Match

Title: Smoke & Hope

Rules: NSSF Rimfire Challenge Rulebook, latest edition
with CCR Addendum

Course Designer: Gary Franks

Start Positions: Firearm loaded, held at low ready, pointing at cone/spot..

Scoring Method:	Time + penalties 11 max in string No Reloads Combine best rifle string and best pistol string for stage score
Targets:	5 Steel
Min Rounds:	10 for Rifle, 10 for Pistol
Strings:	4, best 2 for score
Penalties:	2 seconds per miss 30 seconds max per string

Stage procedure:

Start Signal: Audible tone from timer

Stop Signal: Last shot fired

Standing in box

Upon start signal, engage plates from within the box

Designated Stop Plate must be engaged last

